



# Study on 10 years of BRT Recommendations

---





## Presentation outline

---

- Objectives
- Methodology
- Results for Working Party A to E
- Conclusions



## Objectives of the study

---

- Analyse the impact of the BRT Recommendations on the improvement of the business environment in the EU and Japan
- Identify why some recommendations have had an effect and why others have not, so as to be able to develop in the future more recommendations likely to have an impact











## Methodology

---

- Compared one by one each recommendation with replies given in authorities' progress reports.
- Traced back the evolution of the situation for areas where recommendations were made over several years.
- Classified replies given in authorities' progress reports according to the type of action undertaken (e.g. legislative changes, international negotiations / agreements, establishment of working groups, papers, none, etc.).
- Established a table with summarised recommendations and allocated a colour code to the replies given (1) by EU authorities and (2) by the Japanese Government. The colour code was assessed by the EU-Japan Centre with representatives of working parties – mainly from the EU-Side, in consultation with experts





## Methodology – Colour coding



|   |   |
|---|---|
|    | The colours in this column refer to an assessment of the follow-up given to the Recommendation by the European Union, based on the Progress Report issued by the European Commission the following year |
|    | The colours in this column refer to an assessment of the follow-up given to the Recommendation by the Japan, based on the Progress Report issued by the Government of Japan the following year          |
|    | no obvious progress (an answer has been given in a progress report, but no changes have been made e.g. the Authority is not competent / unwilling to deal with the issue recommended)                   |
|    | some progress   |
|   | moderate progress   |
|  | good progress (e.g. legislation has been passed or agreement has been reached that implements the aims of the particular recommendation)  |
|  | absence of an answer  |
|  | recommendation was aimed at the <u>other Authority</u>  |













## Working Party B– colour coding chart

|    |      |      |  |  |
|----|------|------|---|---|
| 1  | 2004 | EU-J | Yellow  | Yellow  |
| 2  | 2006 | EU-J | Orange  | Orange  |
| 3  | 2007 | EU-J | Yellow  | Green   |
| 4  | 2007 | EU-J | Black   | Orange  |
| 5  | 2004 | EU   | Orange  | X   |
| 6  | 2004 | J    | X   | Orange  |
| 7  | 2005 | EU-J | Orange  | Orange  |
| 8  | 2006 | EU-J | Orange  | Orange  |
| 9  | 2005 | EU-J | Yellow  | Green   |
| 10 | 2004 | EU-J | Yellow  | Orange  |
| 11 | 2004 | EU-J | Orange  | Orange  |
| 12 | 2004 | EU   | Orange  | X   |
| 13 | 2004 | EU   | Orange  | X   |
| 14 | 2009 | EU   | Orange  | X   |
| 15 | 2009 | EU   | Orange  | X   |
| 16 | 2009 | J    | X   | Green   |
| 17 | 2004 | J    | X   | Orange  |
| 18 | 2005 | EU   | Yellow  | X   |
| 19 | 2008 | EU-J | Orange  | Orange  |
| 20 | 2004 | EU-J | Yellow  | Orange  |
| 21 | 2006 | EU-j | Orange  | Orange  |
| 22 | 2006 | J    | X   | Yellow  |
| 23 | 2007 | EU-J | Black   | Yellow  |
| 24 | 2008 | EU-J | Orange  | Yellow  |
| 25 | 2007 | J    | X   | Orange  |
| 26 | 2008 | EU-J | Black   | Green   |
| 27 | 2006 | J    | X   | Yellow  |
| 28 | 2007 | EU-J | Black   | Orange  |

|    |           |      |  |  |
|----|-----------|------|---|---|
| 29 | 2009      | EU-J | Red   | Red   |
| 30 | 2008/2009 | EU-J | Yellow  | Yellow  |
| 31 | 2009      | EU-J | Red   | Red   |
| 32 | 2004      | E    | Orange  | X   |
| 33 | 2004      | E    | Orange  | X   |
| 34 | 2004      | E    | Orange  | X   |
| 35 | 2004      | E    | Orange  | X   |
| 36 | 2008      | EU-J | Red   | Red   |
| 37 | 2005      | EU-J | Red   | Red   |
| 38 | 2006      | EU   | Orange  | X   |
| 39 | 2009      | EU-J | Orange  | Orange  |
| 40 | 2009      | EU-J | Red   | Red   |
| 41 | 2004      | EU-J | Red   | Red   |
| 42 | 2004      | EU   | Yellow  | X   |
| 43 | 2004      | J    | X   | Orange  |
| 44 | 2005      | EU   | Red   | X   |
| 45 | 2006      | EU   | Red   | X   |
| 46 | 2005      | EU   | Orange  | X   |
| 47 | 2008      | EU   | Orange  | X   |
| 48 | 2006      | EU   | Orange  | X   |
| 49 | 2007      | EU   | Black   | X   |
| 50 | 2005      | J    | X   | Red   |
| 51 | 2007      | J    | X   | Red   |
| 52 | 2005      | J    | X   | Red   |
| 53 | 2005      | J    | X   | Red   |
| 54 | 2008      | J    | X   | Red   |
| 55 | 2006      | J    | X   | Red   |
| 56 | 2008      | EU-J | Black   | Orange  |







## Working Party C – colour coding chart

|    |      |  |  |    |      |  |  |    |      |  |  |    |      |  |  |
|----|------|---|---|----|------|---|---|----|------|---|---|----|------|---|---|
| 1  | 2009 | Yellow  | Red   | 16 | 2009 | Yellow  | Orange  | 31 | 2003 | Yellow  | Green   | 46 | 2000 | Orange  | Yellow  |
| 2  | 2002 | Yellow  | Yellow  | 17 | 2007 | Yellow  | Yellow  | 32 | 2004 | Green   | Green   | 47 | 2000 | Yellow  | Yellow  |
| 3  | 2004 | Yellow  | Green   | 18 | 2004 | Green   | Yellow  | 33 | 2006 | Green   | Yellow  | 48 | 2000 | Yellow  | Yellow  |
| 4  | 2004 | Green   | X   | 19 | 2004 | Green   | Yellow  | 34 | 2006 | Orange  | Orange  | 49 | 2000 | Red   | Yellow  |
| 5  | 2004 | Orange  | Yellow  | 20 | 2002 | Yellow  | Yellow  | 35 | 2000 | Orange  | Green   | 50 | 2002 | Black   | Black   |
| 6  | 2008 | Orange  | Orange  | 21 | 2008 | Orange  | Orange  | 36 | 2009 | Red   | Orange  | 51 | 2002 | Black   | Green   |
| 7  | 2006 | Yellow  | Green   | 22 | 2006 | Red   | Yellow  | 37 | 2006 | Green   | Red   | 52 | 2003 | Yellow  | X   |
| 8  | 2007 | Yellow  | Yellow  | 23 | 2002 | Red   | Yellow  | 38 | 2006 | Orange  | Orange  | 53 | 2003 | Orange  | Yellow  |
| 9  | 2009 | Orange  | Orange  | 24 | 2009 | Red   | Red   | 39 | 2006 | Black   | Yellow  | 54 | 2003 | Orange  | Yellow  |
| 10 | 2009 | Orange  | Red   | 25 | 2009 | Red   | Orange  | 40 | 2006 | Black   | Yellow  | 55 | 2003 | Orange  | Yellow  |
| 11 | 2009 | Orange  | Orange  | 26 | 2003 | Orange  | Yellow  | 41 | 2005 | Yellow  | Green   | 56 | 2003 | Orange  | Yellow  |
| 12 | 2001 | Orange  | Yellow  | 27 | 2005 | Green   | Yellow  | 42 | 2000 | Green   | Orange  | 57 | 2003 | Orange  | Yellow  |
| 13 | 2009 | Orange  | Orange  | 28 | 2006 | Orange  | Yellow  | 43 | 2000 | Green   | Yellow  |    |      |   |   |
| 14 | 2007 | Yellow  | Yellow  | 29 | 2006 | Orange  | Yellow  | 44 | 2000 | Orange  | Yellow  |    |      |   |   |
| 15 | 2005 | Yellow  | Yellow  | 30 | 2004 | Green   | Yellow  | 45 | 2000 | Yellow  | Yellow  |    |      |   |   |





## Working Party D- colour coding chart

|    |      |  |  |    |      |  |  |
|----|------|---|---|----|------|---|---|
| 1  | 2000 | Yellow  | Yellow  | 17 | 2005 | Red   | X   |
| 2  | 2004 | Yellow  | Yellow  | 18 | 2009 | Yellow  | Yellow  |
| 3  | 2006 | Yellow  | Yellow  | 19 | 2009 | Yellow  | Red   |
| 4  | 2000 | Orange  | Green   | 20 | 2009 | Yellow  | Green   |
| 5  | 2005 | Black   | Green   | 21 | 2009 | Yellow  | Green   |
| 6  | 2004 | Yellow  | Yellow  | 22 | 2009 | Yellow  | Green   |
| 7  | 2000 | X   | Yellow  | 23 | 2009 | Yellow  | Green   |
| 8  | 2002 | X   | Green   | 24 | 2009 | Yellow  | Red   |
| 9  | 2000 | Red   | Orange  | 25 | 2009 | Yellow  | Yellow  |
| 10 | 2000 | Green   | Yellow  | 26 | 2009 | Orange  | Orange  |
| 11 | 2004 | Red   | Orange  | 27 | 2009 | Orange  | X   |
| 12 | 2006 | X   | Orange  | 28 | 2009 | Yellow  | Yellow  |
| 13 | 2006 | X   | Yellow  | 29 | 2009 | Yellow  | Yellow  |
| 14 | 2007 | X   | Red   | 30 | 2009 | Orange  | Yellow  |
| 15 | 2008 | X   | Orange  | 31 | 2009 | Yellow  | Yellow  |
| 16 | 2000 | Red   | X   | 32 | 2009 | Orange  | Yellow  |



## Working Party E- colour coding chart

|    |      |  |  |
|----|------|--|---|
| 1  | 2004 | Yellow   | Green   |
| 2  | 2004 | Yellow   | Yellow  |
| 3  | 2004 | Black  | Black   |
| 4  | 2005 | Yellow   | Green   |
| 5  | 2005 | Orange   | Yellow  |
| 6  | 2009 | Green  | Yellow  |
| 7  | 2005 | Green  | Yellow  |
| 8  | 2004 | Green  | Yellow  |
| 9  | 2004 | Green  | Green   |
| 10 | 2007 | Green  | Orange  |
| 11 | 2004 | Green  | Green   |
| 12 | 2004 | Green  | Green   |
| 13 | 2004 | Orange   | Orange  |
| 14 | 2005 | Orange   | Orange  |
| 15 | 2004 | Yellow   | Yellow  |
| 16 | 2004 | Orange   | Orange  |
| 17 | 2005 | Yellow   | Yellow  |
| 18 | 2005 | Green  | Yellow  |
| 19 | 2004 | Black  | Yellow  |
| 20 | 2004 | Yellow   | Orange  |



## Conclusions

---

- A mixed picture
- In many areas (marked amber/yellow) further action is still required – changes to date have been partial and often slow
- The authorities reply to most of the Recommendations, which shows their acknowledgment and commitment to the BRT - Recommendations definitely help raising awareness for issues important to the industry
- The wording on both sides has improved – becoming clearer
- Develop contacts with authorities along the year to present, clarify, discuss and follow-up on Recommendations, at various levels